

# APCPS Pre Conference Workshop

(Completion rate: 100.0%)

## Question 1






Response	Chart	Percentage	Count
Administrator		4%	2
Policy Maker		29%	14
Public Health Practitioner		4%	2
Statistician / Analyst		2%	1
Policy Specialist		4%	2
Other (please specify):		56%	27
Total Responses			48

### Question 1 (Other (please specify):)

#	Response
1.	Community Planner
2.	Planner
3.	MPC Member
4.	Planner
5.	Recreational District
6.	Non profit recreation
7.	Sport, culture, and recreation community consultant
8.	Researcher and Policy Specialist
9.	Retired Planner
10.	Urban Planner
11.	City Planner
12.	Population Health Promotion Coordinator
13.	Planner
14.	Planning Consultant
15.	Planner
16.	Planning
17.	Exec. Management Gov't Saskatchewan (Municipal Affairs)
18.	Planner/Development Offices
19.	Population Health Promotion Coord
20.	Municipal Employee
21.	Planner
22.	Planner
23.	Urban Planner
24.	Urban Planner

- 25. Planner
- 26. Development






### Question 2

Response	Chart	Percentage	Count
Provincial/Territorial ministry (health or other)		21%	10
Federal government department or national agency		4%	2
Local/regional government agency		45%	21
Non-governmental organization		4%	2
Other, please specify:		26%	12
Total Responses			47

### Question 2 (Other, please specify: )

#	Response
1.	Consulting
2.	Lead Development Consultant
3.	Sport, Culture, Recreation
4.	Health Region
5.	Sport, Culture, Recreation District
6.	Health Region
7.	Consulting
8.	Health Region
9.	Consulting
10.	Consulting

### Question 3

Response	Chart	Percentage	Count
Canada-wide		2%	1
Alberta		10%	5
Manitoba		2%	1
Saskatchewan		83%	40
International		2%	1
Total Responses			48

### Question 4

	Strongly Agree	Agree	Disagree	Strongly Disagree	Don't Know	Not Applicable	Total Responses
a. The purpose and objectives of the [Event/Product]	16 (33%)	29 (60%)	0 (0%)	0 (0%)	1 (2%)	2 (4%)	48
b. Why I was invited to/received the [Event/Product]	19 (40%)	25 (52%)	0 (0%)	0 (0%)	0 (0%)	4 (8%)	48
c. My role in helping to achieve the objectives of the [Event/Product]	14 (30%)	27 (57%)	0 (0%)	0 (0%)	4 (9%)	2 (4%)	47

### Question 5

	Strongly Agree	Agree	Disagree	Strongly Disagree	Don't Know	Not Applicable	Total Responses
a. Presented in a way that I could understand	22 (46%)	24 (50%)	0 (0%)	0 (0%)	0 (0%)	2 (4%)	48
b. Credible	28 (58%)	18 (38%)	0 (0%)	0 (0%)	0 (0%)	2 (4%)	48
c. Relevant to a challenge/gap that my organization or practice is currently facing	16 (33%)	21 (44%)	6 (12%)	0 (0%)	1 (2%)	4 (8%)	48

### Question 6

	Strongly Agree	Agree	Disagree	Strongly Disagree	Don't Know	Not Applicable	Total Responses
a. Worth my time to attend/read	17 (35%)	30 (62%)	0 (0%)	0 (0%)	0 (0%)	1 (2%)	48
b. New	7 (15%)	28 (58%)	8 (17%)	1 (2%)	0 (0%)	4 (8%)	48
c. Useful	13 (27%)	30 (62%)	1 (2%)	0 (0%)	1 (2%)	3 (6%)	48




### Question 7

	Strongly Agree	Agree	Disagree	Strongly Disagree	Don't Know	Not Applicable	Total Responses
a. Comfortable contributing to the discussion	14 (29%)	27 (56%)	2 (4%)	0 (0%)	1 (2%)	4 (8%)	48
b. Confident that my ideas were included	14 (29%)	28 (58%)	0 (0%)	0 (0%)	1 (2%)	5 (10%)	48
c. That the overall discussion was of high quality	14 (29%)	28 (58%)	2 (4%)	0 (0%)	2 (4%)	2 (4%)	48
d. Able to engage/interact with others	20 (42%)	23 (48%)	0 (0%)	0 (0%)	1 (2%)	4 (8%)	48







### Question 8

	Strongly Agree	Agree	Disagree	Strongly Disagree	Don't Know	Not Applicable	Total Responses
a. Discuss what I learned with colleagues	18 (38%)	22 (46%)	0 (0%)	0 (0%)	2 (4%)	6 (12%)	48
b. Refer to the information in my own meetings/reports/briefing notes	9 (19%)	32 (67%)	1 (2%)	0 (0%)	2 (4%)	4 (8%)	48
c. Collaborate with colleagues and/or other organizations working on the same issues	11 (23%)	28 (58%)	1 (2%)	0 (0%)	2 (4%)	6 (12%)	48
d. Encourage my organization to adopt a new strategy/approach (e.g. best practice)	10 (21%)	22 (46%)	2 (4%)	0 (0%)	5 (10%)	9 (19%)	48
e. Use the information to assist in decision making	12 (25%)	30 (62%)	1 (2%)	0 (0%)	0 (0%)	5 (10%)	48

### Question 9

Response	Chart	Percentage	Count
Enable me to act more quickly		45%	13
Help me do more with less		55%	16
Change our organization's behaviour, policies or practices		41%	12
Total Responses			29

### Question 10

Response	Chart	Percentage	Count
Network with others		56%	20
Coordinate with others		50%	18
Cooperate with others		42%	15
Collaborate with others		53%	19
No difference		3%	1
Please Explain:		0%	0
Total Responses			36

### Question 10 (Please Explain:)

#	Response
---	----------

### Question 11

The 13 response(s) to this question can be found in the appendix.

## Appendix

### Question 11 |

#	Response
1.	Well facilitated, but presentations were a bit long to be able to hold any attention the entire time.  Well done!
2.	The speaker Karen Lee was excellent and her research/information was meaningful and helpful. The exercise was not that useful or a valuable learning experience. I would have preferred something more related to initial presentation
3.	Presentation was the same as the conference - enjoyed the new pieces that were added
4.	The cost of the 1/2 day is somewhat high. It created a barrier for some communities to attend
5.	Very good pre-conference workshop. It was nice having both health professionals and planners in the same room sharing ideas together and networking as well
6.	I think that questions should have been asked for after each speaker. Better flow, I think people forgot their questions
7.	This was an informative session and provides a way to view my community in a much different manner. Supports our approach that our community has taken in our official community plan and other policy directions. Very much worth the time to come early.
8.	- Good size - Good participation - Good pace - Good energy
9.	Networking.
10.	Well presented
11.	Very current. useful as general knowledge. Larger city oriented but good ideas for all communities
12.	Thank you. I enjoyed the discussion and content
13.	Presentation very useful