

# Built Environment and Telehealth

(Completion rate: 100.0%)

## Question 1

Response	Chart	Percentage	Count
Clinician/Health care provider		12%	2
Administrator		12%	2
Public Health Practitioner		50%	8
Statistician / Analyst		6%	1
Policy Specialist		6%	1
Other (please specify):		12%	2
Total Responses			16

### Question 1 (Other (please specify):)

#	Response
1.	LPN
2.	Partner stakeholder

## Question 2

Response	Chart	Percentage	Count
Provincial/Territorial ministry (health or other)		12%	2
Federal government department or national agency		6%	1
Local/regional government agency		25%	4
Health care facility		38%	6
Non-governmental organization		12%	2
Other, please specify:		6%	1
Total Responses			16

### Question 2 (Other, please specify: )

#	Response
1.	Health Region

### Question 3

Response	Chart	Percentage	Count
Saskatchewan		100%	16
Total Responses			16

### Question 4

	Strongly Agree	Agree	Disagree	Strongly Disagree	Don't Know	Not Applicable	Total Responses
a. The purpose and objectives of the [Event/Product]	8 (50%)	8 (50%)	0 (0%)	0 (0%)	0 (0%)	0 (0%)	16
b. Why I was invited to/received the [Event/Product]	7 (44%)	6 (38%)	0 (0%)	0 (0%)	0 (0%)	3 (19%)	16
c. My role in helping to achieve the objectives of the [Event/Product]	5 (31%)	8 (50%)	1 (6%)	0 (0%)	0 (0%)	2 (12%)	16

### Question 5

	Strongly Agree	Agree	Disagree	Strongly Disagree	Don't Know	Not Applicable	Total Responses
a. Presented in a way that I could understand	7 (44%)	9 (56%)	0 (0%)	0 (0%)	0 (0%)	0 (0%)	16
b. Credible	9 (56%)	7 (44%)	0 (0%)	0 (0%)	0 (0%)	0 (0%)	16
c. Relevant to a challenge/gap that my organization or practice is currently facing	8 (50%)	7 (44%)	1 (6%)	0 (0%)	0 (0%)	0 (0%)	16

### Question 6

	Strongly Agree	Agree	Disagree	Strongly Disagree	Don't Know	Not Applicable	Total Responses
a. Worth my time to attend/read	9 (56%)	6 (38%)	1 (6%)	0 (0%)	0 (0%)	0 (0%)	16
b. New	2 (12%)	8 (50%)	5 (31%)	1 (6%)	0 (0%)	0 (0%)	16
c. Useful	4 (25%)	10 (62%)	1 (6%)	0 (0%)	1 (6%)	0 (0%)	16




### Question 7

	Strongly Agree	Agree	Disagree	Strongly Disagree	Don't Know	Not Applicable	Total Responses
a. Comfortable contributing to the discussion	1 (6%)	9 (56%)	3 (19%)	0 (0%)	1 (6%)	2 (12%)	16
b. Confident that my ideas were included	1 (6%)	6 (38%)	1 (6%)	0 (0%)	2 (12%)	6 (38%)	16
c. That the overall discussion was of high quality	4 (25%)	10 (62%)	0 (0%)	0 (0%)	0 (0%)	2 (12%)	16
d. Able to engage/interact with others	2 (12%)	10 (62%)	2 (12%)	0 (0%)	1 (6%)	1 (6%)	16







### Question 8

	Strongly Agree	Agree	Disagree	Strongly Disagree	Don't Know	Not Applicable	Total Responses
a. Discuss what I learned with colleagues	8 (50%)	7 (44%)	0 (0%)	0 (0%)	1 (6%)	0 (0%)	16
b. Refer to the information in my own meetings/reports/briefing notes	7 (44%)	7 (44%)	0 (0%)	0 (0%)	1 (6%)	1 (6%)	16
c. Collaborate with colleagues and/or other organizations working on the same issues	6 (38%)	7 (44%)	0 (0%)	0 (0%)	1 (6%)	2 (12%)	16
d. Encourage my organization to adopt a new strategy/approach (e.g. best practice)	6 (38%)	7 (44%)	0 (0%)	0 (0%)	1 (6%)	2 (12%)	16
e. Use the information to assist in decision making	7 (44%)	6 (38%)	0 (0%)	0 (0%)	2 (12%)	1 (6%)	16

### Question 9

Response	Chart	Percentage	Count
Enable me to act more quickly		40%	4
Help me do more with less		40%	4
Change our organization's behaviour, policies or practices		40%	4
Total Responses			10

### Question 10

Response	Chart	Percentage	Count
Network with others		53%	8
Coordinate with others		27%	4
Cooperate with others		27%	4
Collaborate with others		47%	7
No difference		7%	1
Please Explain:		0%	0
Total Responses			15

### Question 10 (Please Explain:)

#	Response
---	----------

### Question 11

The 8 response(s) to this question can be found in the appendix.

## Appendix

### Question 11 |

#	Response
1.	Hard to find this in service at WRC - not in all board rooms as advertised, not in auditorium, finally located through switchboard. Would Regina consider subway system? Great presentation. Thank you. I feel optimistic
2.	Focus is primarily children and prevention. Would like to see more emphasis on older adult and importance of developing these initiatives soon to prepare for the dramatic increase in older adults we are going to see in the next 10-20 years. This supports my existing work and personal beliefs.
3.	Great content. Program provided excellent complimentary information. Great presenters. Quality of slide clarity could be improved so they are more readable
4.	Well organized - achieved objectives. Good use of pictures and relevant data. Very credible. i will refer to the information in my own work.
5.	Very well done. Great food for thought. Would have appreciated more time dedicated to healthy rural environments as this applies to much of the province and is not frequently discussed in books, articles, etc. Thank you.
6.	It's unfortunate that we ran out of time for questions.
7.	I felt the main benefit of this presentation was the information on what we are trying to achieve in terms of active transportation as opposed to increasing participation in recreatio. I would have liked to have the focus be more on Saskatoon then Toronto or New York, and more on how to begin implementing the goals at a local, more rural level
8.	It gave me some ideas on how to describe the current situation on how built environments help alter the effects of communicable diseases and how built environments can also address our chronic disease issue now.