








Wellness Advisory Coalitions

(Completion rate: 100.0%)







Question 1

Response	Chart	Percentage	Count
Clinician/Health care provider		16%	5
Administrator		10%	3
Policy Maker		13%	4
Health System Leader		10%	3
Public Health Practitioner		13%	4
Policy Specialist		16%	5
Other (please specify):		23%	7
Total Responses			31



Question 1 (Other (please specify):)

#	Response
1.	health promotion coordinator
2.	health promotion co-ord
3.	non gov. organization, not for profit
4.	recreation

Question 2

Response	Chart	Percentage	Count
Provincial/Territorial ministry (health or other)		29%	9
Local/regional government agency		19%	6
Health care facility		23%	7
Professional association		6%	2
Cancer-related interest or advocacy group		3%	1
Non-governmental organization		19%	6
Total Responses			31

Question 3

Response	Chart	Percentage	Count
Canada-wide		6%	2
Newfoundland and Labrador		94%	29
Total Responses			31

Question 4

	Strongly Agree	Agree	Disagree	Strongly Disagree	Don't Know	Not Applicable	Total Responses
a. The purpose and objectives of the [Event/Product]	20 (65%)	9 (29%)	1 (3%)	0 (0%)	0 (0%)	1 (3%)	31
b. Why I was invited to/received the [Event/Product]	20 (65%)	9 (29%)	0 (0%)	0 (0%)	0 (0%)	2 (6%)	31
c. My role in helping to achieve the objectives of the [Event/Product]	14 (45%)	14 (45%)	0 (0%)	0 (0%)	0 (0%)	3 (10%)	31

Question 5

	Strongly Agree	Agree	Disagree	Strongly Disagree	Don't Know	Not Applicable	Total Responses
a. Presented in a way that I could understand	20 (65%)	9 (29%)	1 (3%)	0 (0%)	0 (0%)	1 (3%)	31
b. Credible	20 (65%)	9 (29%)	0 (0%)	0 (0%)	0 (0%)	2 (6%)	31
c. Relevant to a challenge/gap that my organization or practice is currently facing	16 (52%)	12 (39%)	0 (0%)	0 (0%)	0 (0%)	3 (10%)	31

Question 6

	Strongly Agree	Agree	Disagree	Strongly Disagree	Don't Know	Not Applicable	Total Responses
a. Worth my time to attend/read	17 (55%)	13 (42%)	0 (0%)	0 (0%)	0 (0%)	1 (3%)	31
b. New	6 (19%)	10 (32%)	8 (26%)	1 (3%)	0 (0%)	6 (19%)	31
c. Useful	15 (48%)	12 (39%)	0 (0%)	0 (0%)	0 (0%)	4 (13%)	31




Question 7

	Strongly Agree	Agree	Disagree	Strongly Disagree	Don't Know	Not Applicable	Total Responses
a. Comfortable contributing to the discussion	9 (29%)	13 (42%)	2 (6%)	0 (0%)	1 (3%)	6 (19%)	31
b. Confident that my ideas were included	5 (16%)	6 (19%)	1 (3%)	0 (0%)	1 (3%)	18 (58%)	31
c. That the overall discussion was of high quality	13 (42%)	15 (48%)	0 (0%)	0 (0%)	0 (0%)	3 (10%)	31
d. Able to engage/interact with others	6 (19%)	12 (39%)	2 (6%)	0 (0%)	0 (0%)	11 (35%)	31







Question 8

	Strongly Agree	Agree	Disagree	Strongly Disagree	Don't Know	Not Applicable	Total Responses
a. Discuss what I learned with colleagues	14 (45%)	14 (45%)	2 (6%)	0 (0%)	0 (0%)	1 (3%)	31
b. Refer to the information in my own meetings/reports/briefing notes	14 (45%)	14 (45%)	1 (3%)	0 (0%)	0 (0%)	2 (6%)	31
c. Collaborate with colleagues and/or other organizations working on the same issues	12 (39%)	13 (42%)	1 (3%)	0 (0%)	2 (6%)	3 (10%)	31
d. Encourage my organization to adopt a new strategy/approach (e.g. best practice)	11 (35%)	13 (42%)	2 (6%)	0 (0%)	2 (6%)	3 (10%)	31
e. Use the information to assist in decision making	9 (29%)	14 (45%)	1 (3%)	0 (0%)	3 (10%)	4 (13%)	31

Question 9

Response	Chart	Percentage	Count
Enable me to act more quickly		57%	13
Help me do more with less		35%	8
Change our organization's behaviour, policies or practices		52%	12
Total Responses			23

Question 10

Response	Chart	Percentage	Count
Network with others		74%	20
Coordinate with others		63%	17
Cooperate with others		56%	15
Collaborate with others		67%	18
No difference		22%	6
Please Explain:		0%	0
Total Responses			27

Question 10 (Please Explain:)

#	Response
---	----------

Question 11

The 14 response(s) to this question can be found in the appendix.

Appendix

Question 11 |

#	Response
1.	Wonderful! Would have liked more time for discussion.
2.	-Great to see on the ground initiatives that have measurable results. -Great ideas, inspiring
3.	Attained information on built environments.
4.	I do see increased opportunity to build on the partnership we currently have with key stakeholders - we need to share research and local data to educate the partners on local demographic issues.
5.	Not enough time for Q+A/discussion following the presentation.
6.	We need to rethink and tap into community partner expertise. Multi sectoral. Not enough time for people to ask questions. Room not good, acoustically, need everyone to use the microphone.
7.	Very inspirational, info is relevant to our community.
8.	Great presentation, so great to hear progress happening in a time of fiscal constraint. It is possible if NYC can do it.
9.	Enjoyed! Information is very valuable and will benefit our work.
10.	Great presentation - very informative!
11.	Good Work
12.	Great presentation - very helpful.
13.	Great presentation, informative.
14.	Information presented was not new to me. The ability to coordinate, collaborate, etc is not tied to the info presented. I was already familiar with the background info on built environment/active design from other presentations. Would have liked more specific examples of what was actually done in New York and less background. More pictures of projects/neighbourhoods in slides would increase visual interest. On a positive note, presenter was very knowledgeable and I'm looking forward to visiting the website to read the guidelines. Liked the examples of how various sectors/departments collaborated.